


## TARGET TURNER INSTRUCTIONS

**STANDARD** Bi-Directional Turners are activated via keyfob remote.  
**LONG DISTANCE** Bi-Directional Turners are activated via steering and throttle control on handheld remote (see below).

Bi-Directional Target Turners may be used as stand-alone units or tethered together, via provided tether extension, to create a line of synchronized targets. Once tethered, one remote will become the "master" remote activating all turners at one time.



### QUICK SET UP

All MotoShot Turners are shipped fully assembled.

- Expand stand legs to desired width for stability
- Plug in battery and switch unit "ON"

**SPECIAL NOTE:**

*Never manually turn target arm or damage may occur.*

*Be sure to turn the unit off after use. Fully depleting the battery will cause battery damage.*



### REMOTE OPERATION

**STANDARD BI-DIRECTIONAL TARGET TURNER REMOTE**

**To Activate Side A: Toggle long press button to turn the target left. Long press again to return the target to edge**  
**To Activate Side B: Toggle long press button to turn the target right. Long press again to return the target to edge**



**PRESSURE SENSITIVE MAT REMOTE**

**To Activate Side A: Step on then off pressure mat, to return to edge step on then off mat.**  
\* Be sure topside of mat is facing up.  
\* Mat is a secondary remote, primary keyfob assigned to the turner will still work.

**LONG DISTANCE BI-DIRECTIONAL TARGET TURNER REMOTE (SOLD SEPARATELY, OEM)**

Turn is activated via steering control on the remote.  
**To Activate Side A: turn wheel right to pivot right then left to return to edge**  
**To Activate Side B: push trigger forward then pull back to return to edge**



## DMT TURNER PROGRAMMING OPTIONS

DMT STANDARD

### STANDARD BI-DIRECTIONAL TARGET TURNER PROGRAMMING. ACTIVATED VIA 2 BUTTON KEYFOB REMOTE

#### Button I (Side A) = Toggle

To Activate: long press button to turn the target left. Long press again to return the target to edge. \*

#### Button II (Side B) : Toggle

To Activate: long press button to turn the target right. Long press again to return the target to edge. \*

DMT-TT DIGITAL


### DIGITAL BI-DIRECTIONAL TARGET TURNER PROGRAMMING: ACTIVATED VIA 2 BUTTON KEYFOB REMOTE

#### Button I (Side A) = Digital Auto turn in X seconds

To Activate: long press button to turn the target left. Target will automatically return to edge in X seconds. \*\*

#### Button II (Side B) = Standard (Toggle)

To Activate: long press button to turn the target right. Long press again to return the target to edge. \*




### ADDITIONAL PROGRAMMABLE OPTIONS FOR STANDARD BI-DIRECTIONAL TURNERS

Standard turners also have a 1 and 4 second turn options.

Call if you have any questions 866-580-4284.

Press and hold channel mode switch until red LED blinks indicating current programming mode. Press channel switch to change mode.



Example: channel 1 (button 1/right turn) = 1 blink  
To change Chl. 1 to mode 4 press switch 3X's  
Observe LED readout now to blink 4X's. After 10 seconds LED will return to steady on

### LED READOUT FUNCTION

Steady - Normal operation

1 blink - Turn 4 seconds, automatically returns to edge

2 blinks - Toggle turn to face, press again to return to edge

3 blinks - DO NOT USE

4 blinks - DO NOT USE

5 blinks - Turn 1 second, automatically returns to edge.

### PROGRAMMING FOR DIGITAL BI-DIRECTIONAL TURNERS

Modes: P-1 = Digital timed turn. P-2 = delayed start, then timed turn.

\*\* P-1 Programming: Power "ON", long press B1 until LED is lit, then short press B1 to cycle to mode P-1. Short press B2 until the seconds are blinking. Short press B3 to increase the number seconds. Long press B1 to save. Powered down and up to save programming.

\*\*\* P-2 Programming: Power "ON", long press B1 until LED is lit, then short press B1 to cycle to mode P-2. Once in P-2 short press B2 until seconds are displayed, short press B3 to increase to desired delay seconds. Short press B1 to save. Short press B3 to increase timed turn seconds. Short press B1 to save. Powered down and up to save programming.

## **WARRANTY**

6 Months Parts/90 days Labor

Hale Outdoor Products, Inc. Warranty: 6 months on parts / 90 days on labor.

All parts of the MotoShot™ product to be free from defects in materials and workmanship for 6 months from date of purchase. Within this period, Hale Outdoor Products, Inc., shall correct any defect by repairing or replacing defective parts of the equipment, or making available parts thereof. Units to be repaired that are beyond 90 days from purchase date will incur a labor charge. Customer responsible for the cost of shipping.

Hale Outdoor Products, Inc. shall not be obligated to repair or replace equipment which has been repaired by others, abused, altered or misused. We further state we shall not be held liable for any losses due to neglectful use on the part of the operator.

Hale Outdoor Products, Inc. does not warranty the customer provided equipment necessary in MotoShot™ operation such as customer provided targets.

Simply contact our customer service department toll free at 866-580-4284 or via email at [info@haleoutdoor.com](mailto:info@haleoutdoor.com) to receive a return authorization number. You will be asked to send in the product, with proof of receipt, for repair or when necessary, replacement.

Note: Paint finish will scratch and chip under normal use, and therefore carries no warranty

## **RETURN POLICY**

Hale Outdoor Products, Inc. charges a 20% restocking fee for all products returned. Customer responsible for return shipping costs. In the event an order is refused at delivery the customer is responsible for all shipping costs associated with the inbound/outbound order. Contact our customer service department toll free at 866-580-4284 or via email at [info@haleoutdoor.com](mailto:info@haleoutdoor.com) within 10 days of original delivery of the product to receive a return authorization number prior to returning any product. Returned items MUST be RECEIVED by us no later than 20 Days from the original delivery date. Credit is not given to returns received without proper RMA#.

Hale Outdoor Products, Inc. charges a 20% restocking fee for all products returned. Customer responsible for return shipping costs. In the event an order is refused at delivery the customer is responsible for all shipping costs associated with the inbound/outbound order. Returned items MUST be RECEIVED by us no later than 30 Days from the original delivery date. Contact our customer service department toll free at 866-580-4284 or via email at [info@haleoutdoor.com](mailto:info@haleoutdoor.com) to receive a return authorization number prior to returning any product. Credit is not given to returns received without proper RMA#.

In the event of a returned purchase, Hale Outdoor Products will issue a store credit for the cost of the item less any original shipping charge, credit card fees or needed repairs to return the product to "sale ready" status. In order to qualify for a store credit the item must be returned in original condition with the original packaging intact and any tags or protective materials still attached.

We recommend shipping your package by a traceable carrier as we are not responsible for lost packages. FREE items received with the original order are to be included with your return. If you choose to keep the free item your refund will be reduced by the unreturned item's retail price.

When returning an item, please use the original shipping carton and pack the item(s) securely. Returns must be insured for invoice value and sent to:

Hale Outdoor Products  
1974 62nd Street  
Somerset, WI 54025  
Reference the RMA# on the BOL